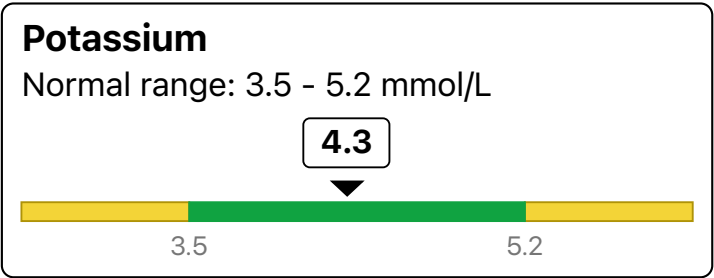
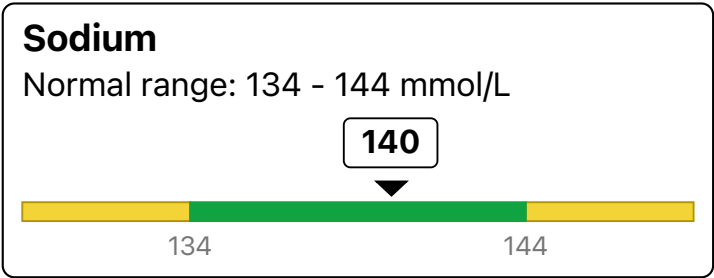
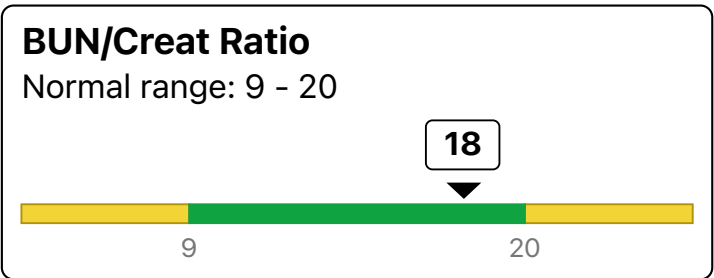

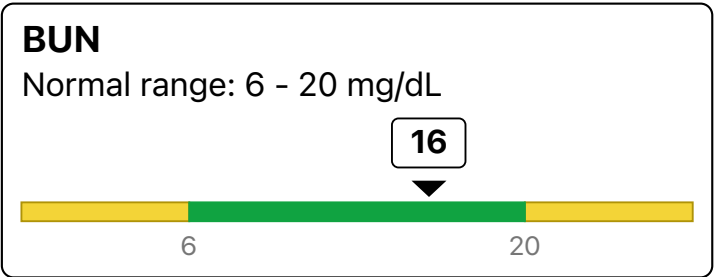
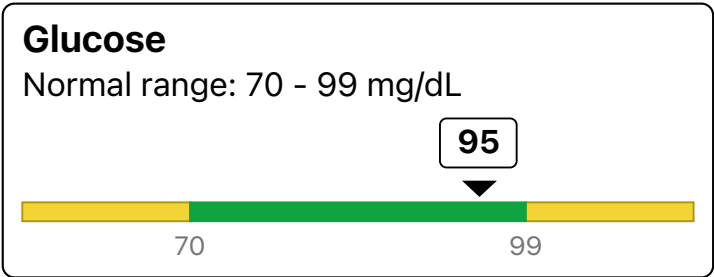


Comprehensive Metabolic Panel (CMP)

Collected on May 06, 2025 11:30 AM

Lipid panel looks good.
CBC is within normal limits.
CMP, which includes blood sugar, liver, and kidney
test is within normal limits.

Results New



Chloride

Normal range: 96 - 106 mmol/L

100



CO2

Normal range: 20 - 29 mmol/L

24



Calcium

Normal range: 8.7 - 10.2 mg/dL

9.5



Protein, Total

Normal range: 6.0 - 8.5 g/dL

7.5



Albumin

Normal range: 4.3 - 5.2 g/dL

4.9



Globulin, Total

Normal range: 1.5 - 4.5 g/dL

2.6



Bilirubin, Total

Normal range: 0.0 - 1.2 mg/dL

0.5



Alkaline Phosphatase

Normal range: 44 - 121 IU/L

121



AST

Normal range: 0 - 40 IU/L

31



ALT

Normal range: 0 - 44 IU/L

26



eGFR

Normal value: >59 mL/min/1.73

Value

125

MyChart® licensed from Epic Systems Corporation© 1999 - 2025